

# GP Fixed Assets 2013

Stephanie Olbrych  
Implementation & Support Specialist  
**CAL Business Solutions Inc.**  
*Microsoft Dynamics GP Partner*  
860.485.0910 ext. 124  
[zzz@calszone.com](mailto:zzz@calszone.com)



# Agenda

- Calendar Setup
- Historical Depreciation Report
- Intercompany Asset Transfer
- Reverse Depreciation
- FA/GL Posting Process Changes
- FA Batch Inquiry
- Remove Fixed Asset Batch History
- Setup Changes

# Calendar Setup

- It is now possible to create a calendar for the depreciation of assets.
- A separate calendar could be created for different depreciation books or if there is a change in ownership and the calendar needs to be changed to accommodate a long or short year.

Fixed Assets Calendar Setup

sa Fabrikam, Inc. 4/12/2017

File Edit Tools Help

Save Clear Delete Verify

Calendar ID: DEFAULT

Description: Default FA Calendar

Year: 2017

Period	Start Date	End Date
1	1/1/2017	1/31/2017
2	2/1/2017	2/28/2017
3	3/1/2017	3/31/2017
4	4/1/2017	4/30/2017
5	5/1/2017	5/31/2017
6	6/1/2017	6/30/2017
7	7/1/2017	7/31/2017
8	8/1/2017	8/31/2017
9	9/1/2017	9/30/2017
10	10/1/2017	10/31/2017
11	11/1/2017	11/30/2017
12	12/1/2017	12/31/2017

Short/Long Year

Depreciation Percentage: 100.00000%

Build Calendar

Build Calendar from:

Fiscal Period Setup

Calendar Year

Existing Calendar Setup

Years: 0 to 0

Build Calendar

Quarters Remove Years

# Historical Depreciation Report

- Options have been added to depreciation reports that allow users to select a time period.

Depreciation Report Options

File Edit Tools Help sa Fabrikam, Inc. 4/12/2017

Save Clear Delete Print My Reports Email

Option: FY 2015 Internal Report: Depreciation Ledger  In Detail

Include:

- Active
- Retired
- Partial Open

Depreciation as of: Enter Date 12/31/2015

- Current Amounts
- Enter Date
- End of Previous Month
- End of Previous Period
- End of Previous Calendar Year
- End of Previous Fiscal Year

Calculate with Original  Display Reset Amounts

Ranges: Asset ID Sort By: Asset ID

From: To: Book: INTERNAL

Restrictions:

Insert Remove E-mail Options Destination

# Intercompany Asset Transfer

- Assets or groups of assets can be transferred between companies on the same instance of MS-SQL.

Fixed Asset Intercompany Transfer

sa Fabrikam, Inc. 4/12/2017

File Edit Tools Help

Transfer Clear Cancel

Company ID TW001 Transfer Event 5

Transfer By:  Asset  Asset Group

Asset ID: 2017-002 1

Transfer Type: Like-Kind Exchange

Transfer Date: 4/12/2017

Partial Transfer

Cost \$0.00

Quantity 0

Percent 100.00%

Create new asset ID for destination company record

Destination Company Asset Setup

Class ID AUTO

Physical Location ID

Structure ID |

Account Group ID VEHICLES

Location ID CT

Master Asset ID

Originating Company Asset Retirement

Retirement Event 2

Currency ID Z-US\$

Cash Proceeds \$0.00

Non-Cash Proceeds \$0.00

Expense of Sale \$0.00

Spread Options:

Use this amount for each Asset

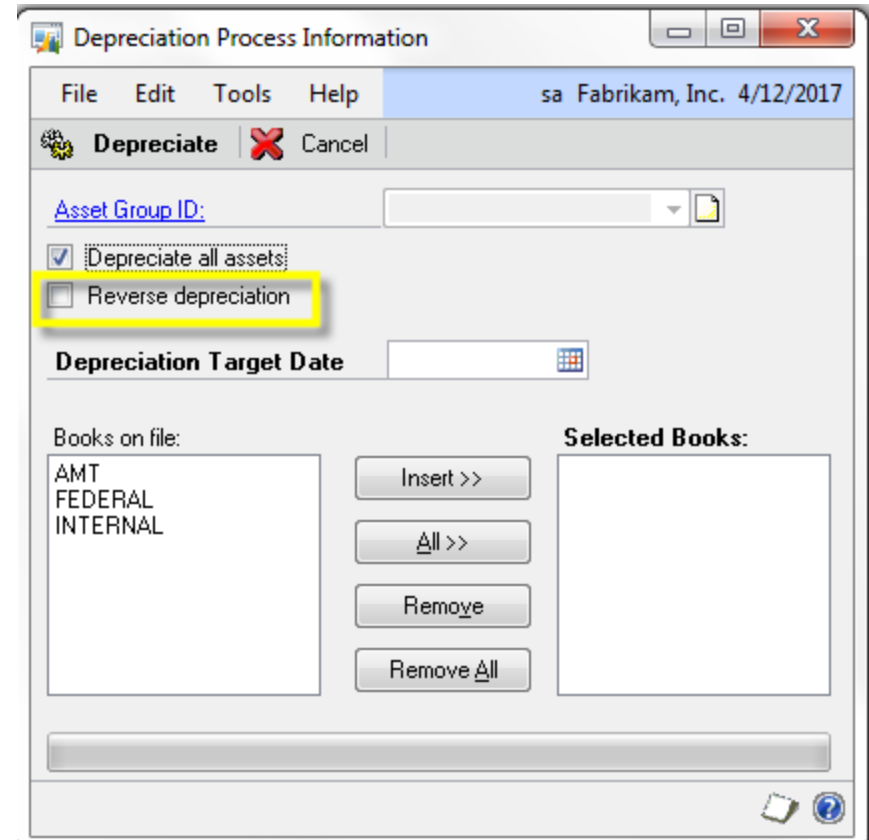
Average evenly over each Asset

As a percentage of Corporate Cost

As a percentage of Corporate Net Book

# Reverse Depreciation

- The Depreciation Process window now has an option that allows for the reversal of depreciation. This allows depreciated assets to be reset to their original values.



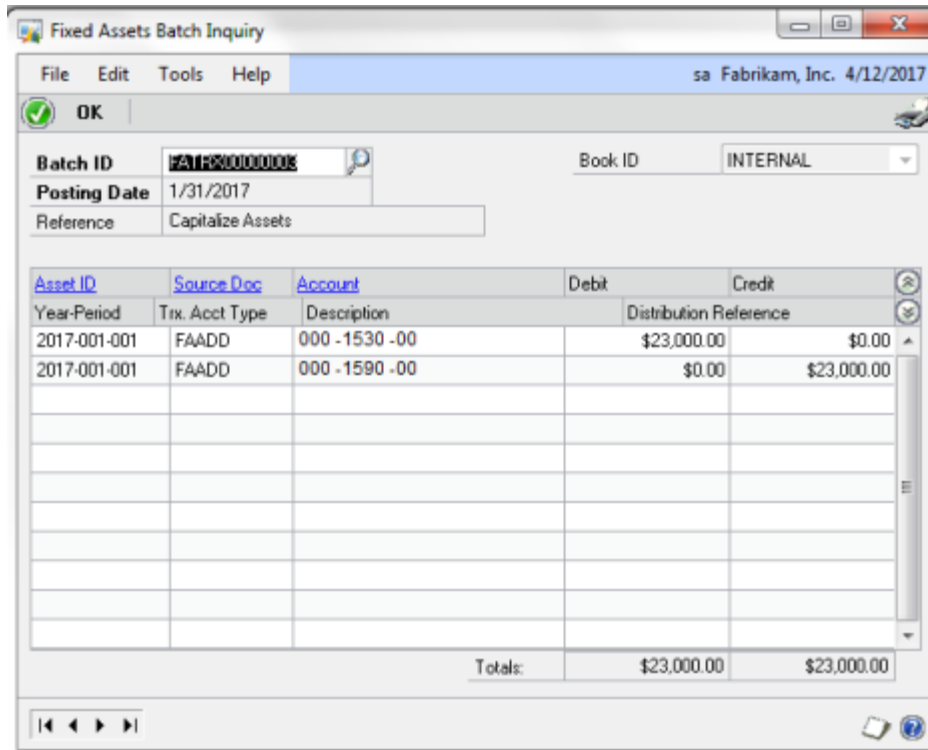
# FA/GL Posting Process Changes

- The GL posting process for fixed assets now allows users to create a batch of depreciation transactions to be posted, edit the assets to be posted and change GL account numbers.

Asset ID	Source Doc	Account	Debit	Credit
2017-002-001	FAADD	000 - 1530 - 00	\$29,000.00	\$0.00
2017-002-001	FAADD	000 - 1590 - 00	\$0.00	\$29,000.00
Totals:			\$29,000.00	\$29,000.00

# Fixed Asset Batch Inquiry

- This inquiry window allows users to review batches created during the Fixed Assets General Ledger posting process.



The screenshot shows the 'Fixed Assets Batch Inquiry' window for 'sa Fabrikam, Inc. 4/12/2017'. The window includes a menu bar (File, Edit, Tools, Help) and a toolbar with an 'OK' button. The main area contains the following fields:

- Batch ID: FA17S0000000
- Book ID: INTERNAL
- Posting Date: 1/31/2017
- Reference: Capitalize Assets

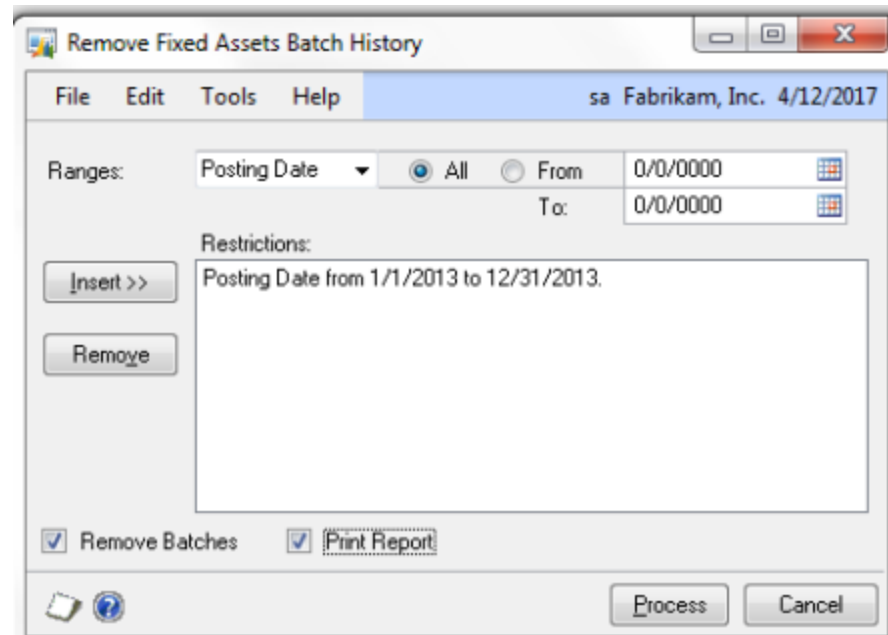
The main data area is a table with the following columns: Asset ID, Source Doc, Account, Debit, and Credit. The table contains two rows of data and a Totals row.

Asset ID	Source Doc	Account	Debit	Credit
2017-001-001	FAADD	000 -1530 -00	\$23,000.00	\$0.00
2017-001-001	FAADD	000 -1590 -00	\$0.00	\$23,000.00
Totals:			\$23,000.00	\$23,000.00

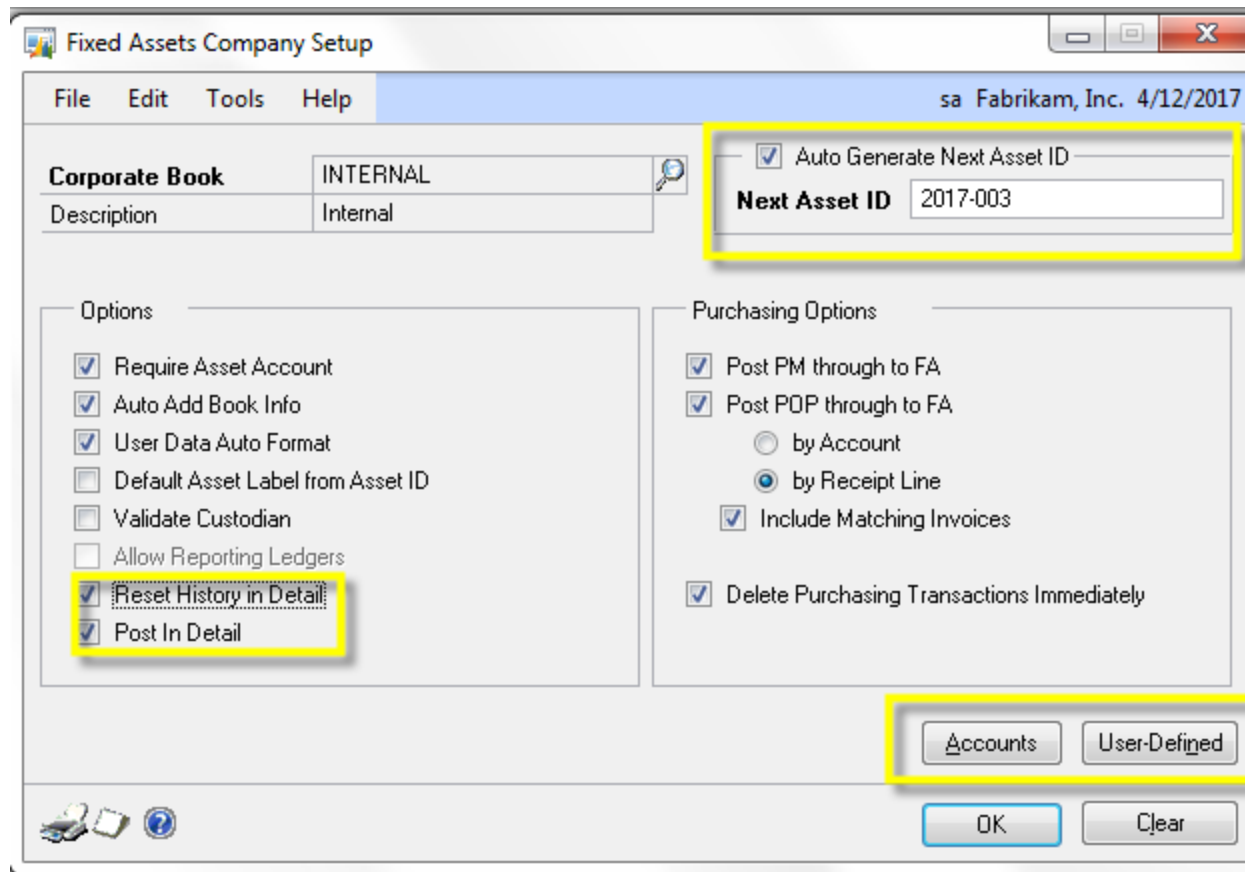


# Remove Fixed Asset Batch History

- Fixed assets is better at tracking and displaying history. Retaining so much history uses disk space. A purge process has been added for the removal of batch history.



# Changes to Fixed Assets Company Setup Window



# Setup Changes

- **Reset History in Detail**

Marking this option allows the depreciation reset to create and maintain newly calculated depreciation records for each period in closed periods. Previously, depreciation records for closed periods showed inaccurate amounts.

- **Post in Detail**

This check box will allow fixed asset transactions to be posted in detail instead of summary.

# Setup Changes

- **Auto Generate Next Asset Number**

Asset numbers can now be auto-generated. A format and sequence can be set up in the Company Setup window.

- **Buttons**

Access to the Accounts and User Defined windows used to be through expansion arrows. Buttons have been added using a traditional access more consistent with the rest of GP.

# How to Contact CAL Central Support Desk



- Call: (860) 485-0910 ext. 3
- Email: [support@calszone.com](mailto:support@calszone.com)
- Online: [www.calszone.com](http://www.calszone.com)